



1279948 / 1279953



MODEL : 31080


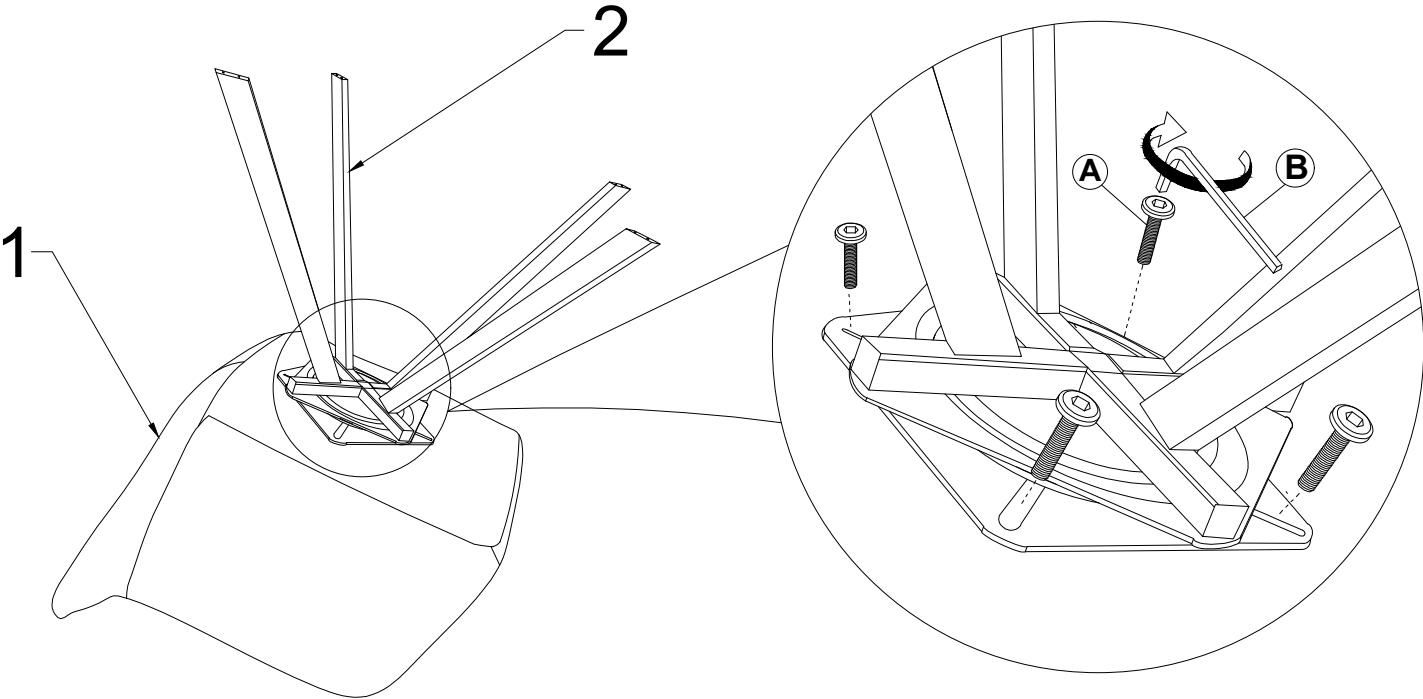
Thanks you for purchasing this quality product. Be sure to lay all components on a soft and clean surface before assembly in order to avoid components from being scratched.

CAUTIONS :

- 1. Check contents against list for quantity.
- 2. Familiarize yourself with the components and hardware by reviewing the Assembly Instructions.
- 3. Do not over tightened the screws and bolts as it may damage the threads.
- 4. Keep all hardware parts out of the reach of children.
- 5. Please "LIFT UP & MOVE" the chair when ever you want to shift it.

PARTS LIST		
NO.	DESCRIPTION	QTY
1	BODY 	1 PC
2	LEG 	1 PC

HARDWARE LIST		
NO.	DESCRIPTION	QTY
A	JCBC M6 x 16MM 	4 PCS
B	ALLEN KEY M4 	1 PC



COMPLETED ASSEMBLY