
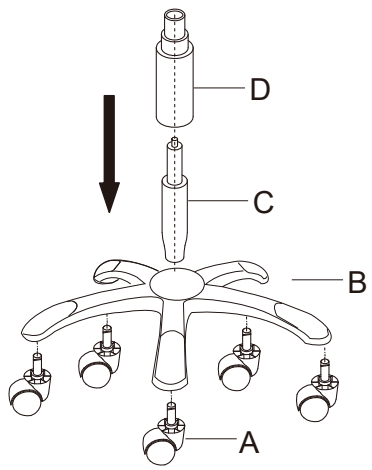
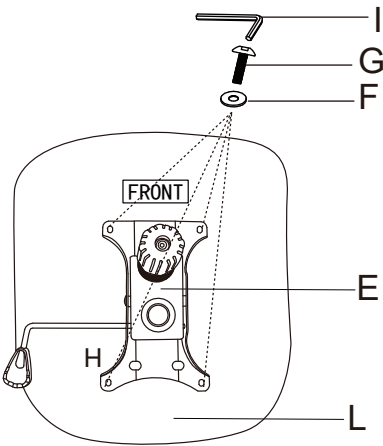
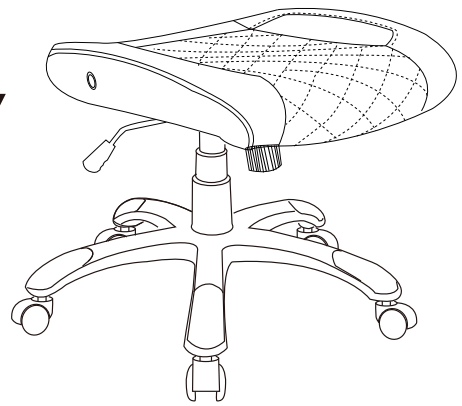



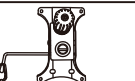




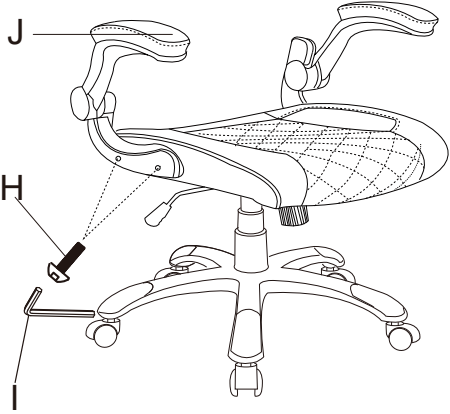
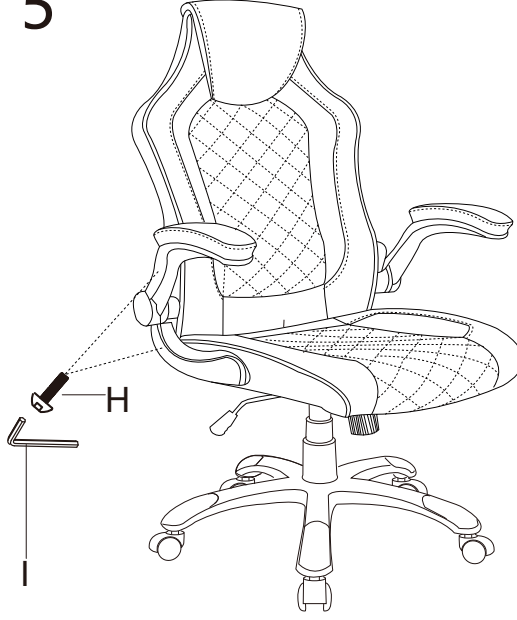







# Assemble Instruction

| 1291008 |   |   | 1  | 2  | 3  |
|---------|---|---|--|--|--|
| A       |                            | 5 |   |   |   |
| B       |                            | 1 |  |  |  |
| C       |  TÜVRheinland<br>CERTIFIED | 1 |  |  |  |
| D       |                            | 1 |  |  |  |
| E       |                            | 1 |  |  |  |
| F       | <br>Ø6*Ø18                 | 4 |  |  |  |
| G       | <br>M6*20                  | 4 |  |  |  |
| H       | <br>M6*30                  | 8 |  |  |  |
| I       | <br>M6                     | 1 |  |  |  |
| J       |                          | 2 |  |  |  |
| K       |                          | 8 |  |  |  |
| L       |                          | 1 |  |  |  |
| M       |                          | 1 |  |  |  |

